



WASTE MANAGEMENT SCRUTINY PANEL

This meeting will be recorded and the sound recording subsequently made available via the Council's website: charnwood.gov.uk/pages/committees

Please also note that under the Openness of Local Government Bodies Regulations 2014 that other people may film, record, tweet or blog from this meeting. The use of any images or sound recordings is not under the Council's control.

To: Councillors Ward (Chair), Boldrin, Forrest, Howe, Needham and Parton (For attention)

All other members of the Council
(For information)

You are requested to attend the meeting of the Waste Management Scrutiny Panel to be held in Virtual Meeting - Zoom on Wednesday, 11th May 2022 at 6.00 pm for the following business.

Chief Executive

Southfields
Loughborough

3rd May 2022

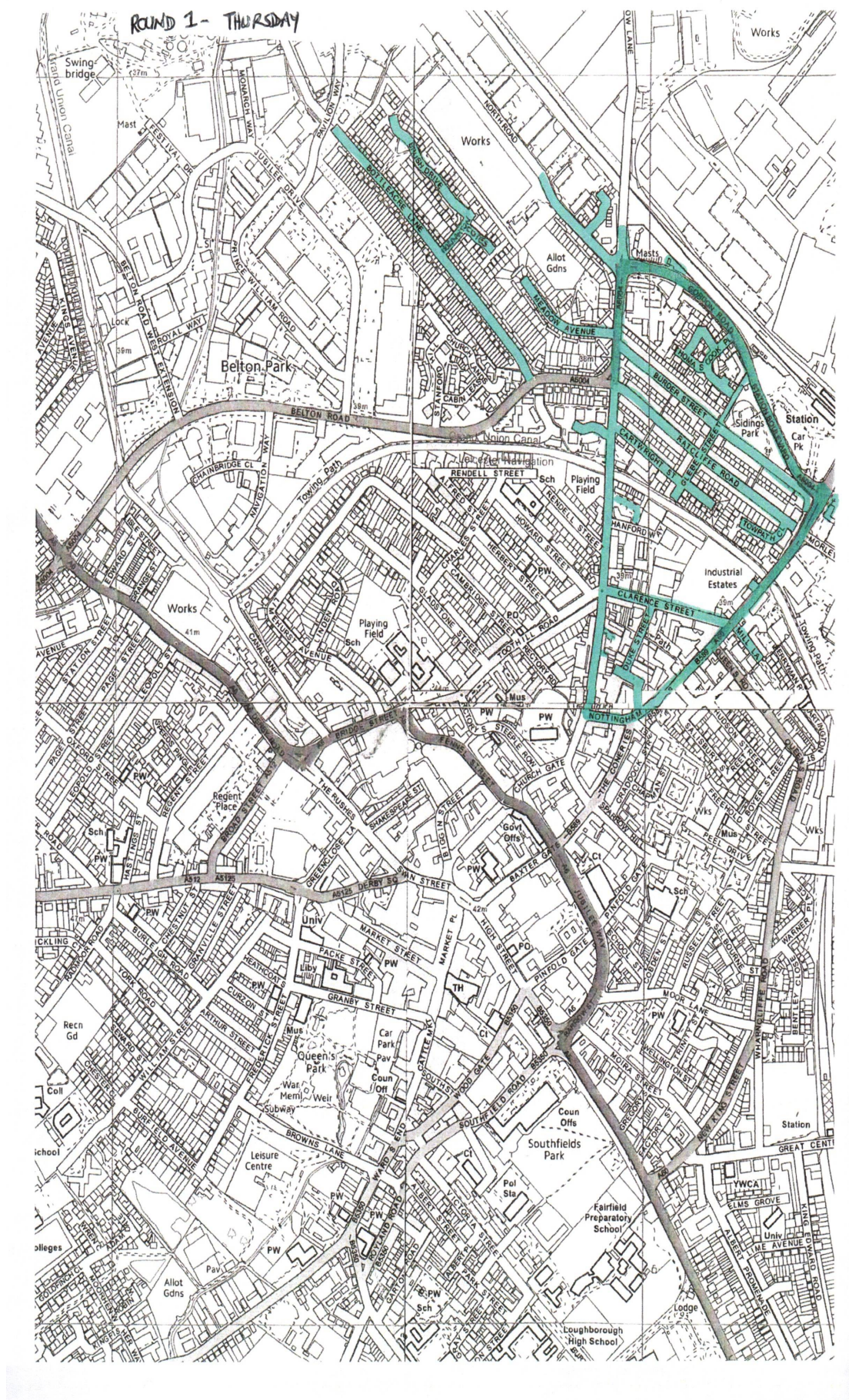
INFORMATION PRESENTED AT MEETING

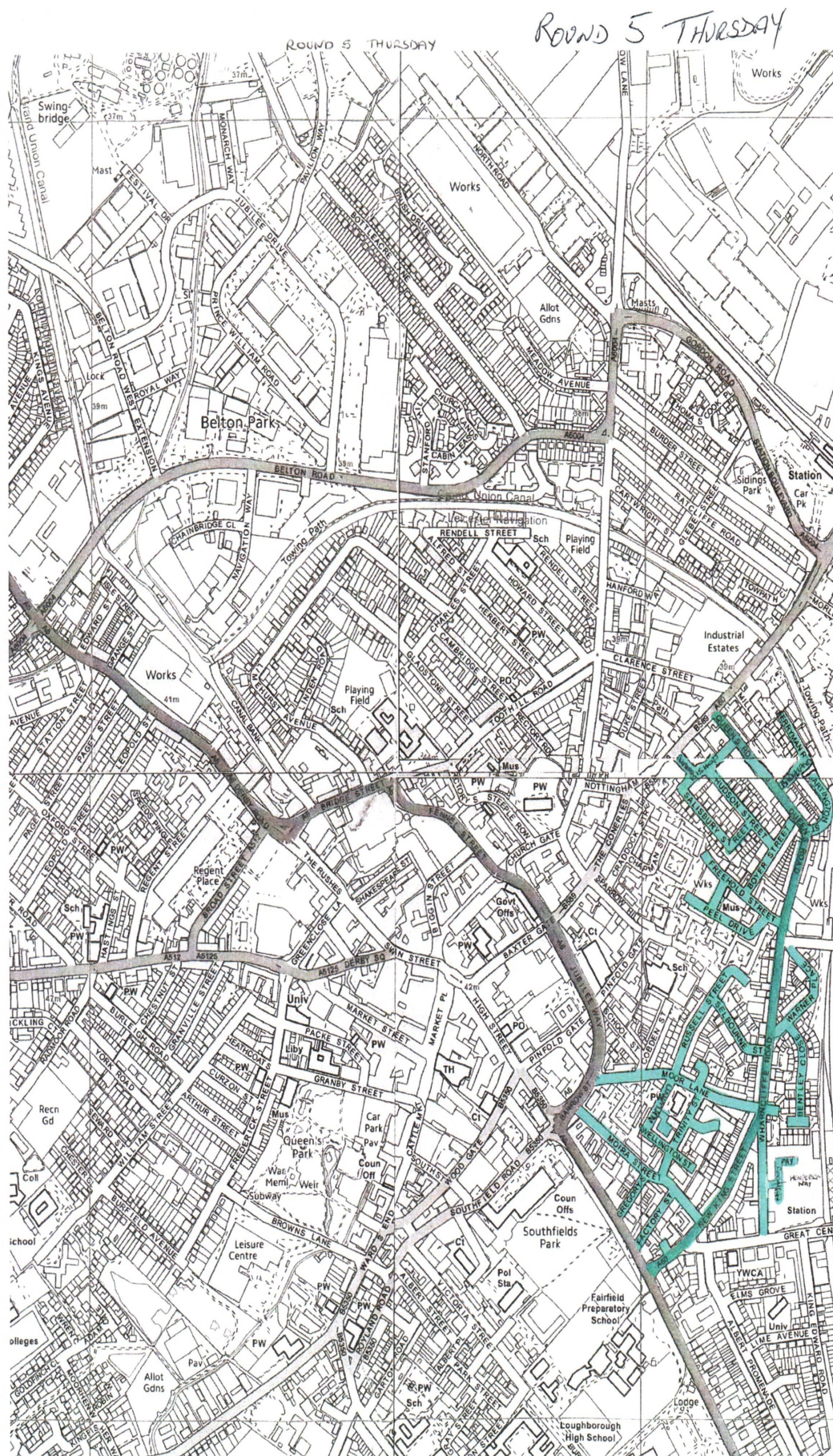
6. IDENTIFY BARRIERS AND LOOK AT WAYS TO OVERCOME THEM

2 - 5

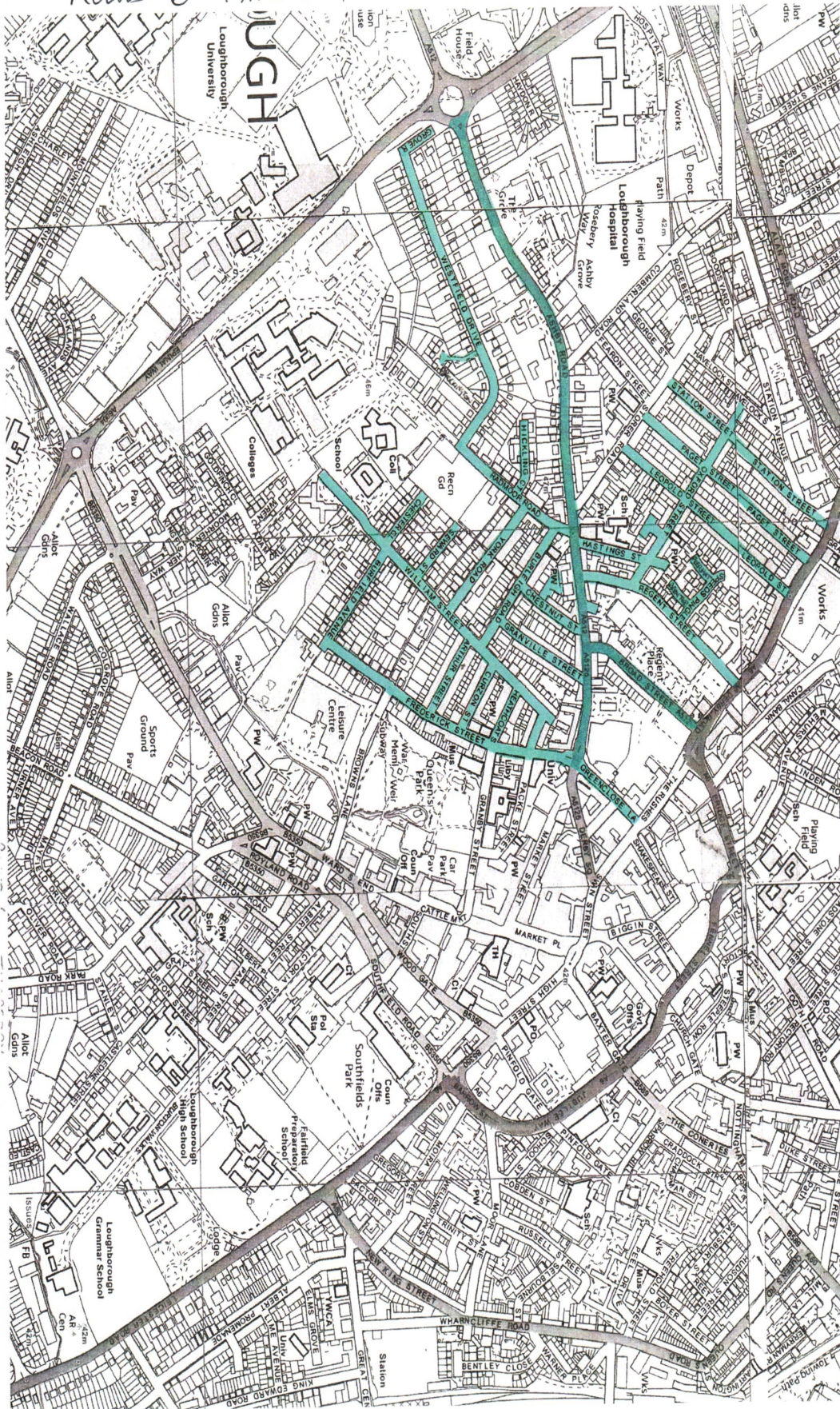
In accordance with the scrutiny scope document, to identify barriers and look at ways to overcome them (recycling).

Engagement with stakeholders on this issue, including reporting back on any engagement undertaken informally prior to this meeting.





Round 6 THURSDAY



2022							
Grade	January	February	March	April	May	June	July
News and Pams	8.44%	9.66%	8.98%				
Cardboard	14.96%	14.88%	15.39%				
Mixed Paper	17.59%	16.73%	17.55%				
Tetrapak	0.92%	0.95%	0.98%				
PET- Clear Light Blue	2.25%	2.38%	2.18%				
PET- Coloured	0.00%	0.00%	0.00%				
HDPE- Natural	0.95%	0.99%	1.08%				
HDPE- Coloured	0.00%	0.00%	0.00%				
Mixed Plastics # 1-7	4.74%	4.81%	4.93%				
Ferrous Cans	2.73%	2.62%	2.54%				
Non- Ferrous Cans	1.67%	1.71%	1.59%				
Glass 0 -10mm	3.92%	2.59%	2.98%				
Glass 10-50mm	27.29%	27.50%	27.70%				
Film- Coloured	1.85%	2.43%	2.01%				
Film- Clear	0.00%	0.00%	0.00%				
Light Ferrous Scrap	0.59%	0.59%	0.68%				
Fines	0.00%	0.00%	0.00%				
Residue	12.11%	12.16%	11.41%				
Of which:							
Textiles	0.53%	0.35%	0.70%				
Black Packaging	0.24%	0.19%	0.30%				
Liquid Filled Bottles	0.58%	0.59%	0.60%				
Batteries	0.08%	0.09%	0.08%				
WEEE	0.32%	0.27%	0.41%				
Miscellaneous Metals	0.40%	0.21%	0.60%				
Food Waste	3.16%	2.40%	2.84%				
Wood	0.13%	0.21%	0.39%				
Nappies/FHP	0.13%	0.15%	0.24%				
Clinical/Medical Waste	0.01%	0.01%	0.01%				
Green/Organic Waste	0.09%	0.01%	0.01%				
Hazardous Items	0.00%	0.00%	0.00%				
Rope/String	0.01%	0.00%	0.01%				
CD's/DVD's	0.03%	0.05%	0.04%				
F/C/O	0.19%	0.23%	0.23%				
Toys	0.05%	0.07%	0.08%				
Misc Residue Items	6.16%	7.33%	4.89%				
	100%	100%	100%	0%	0%	0%	0%